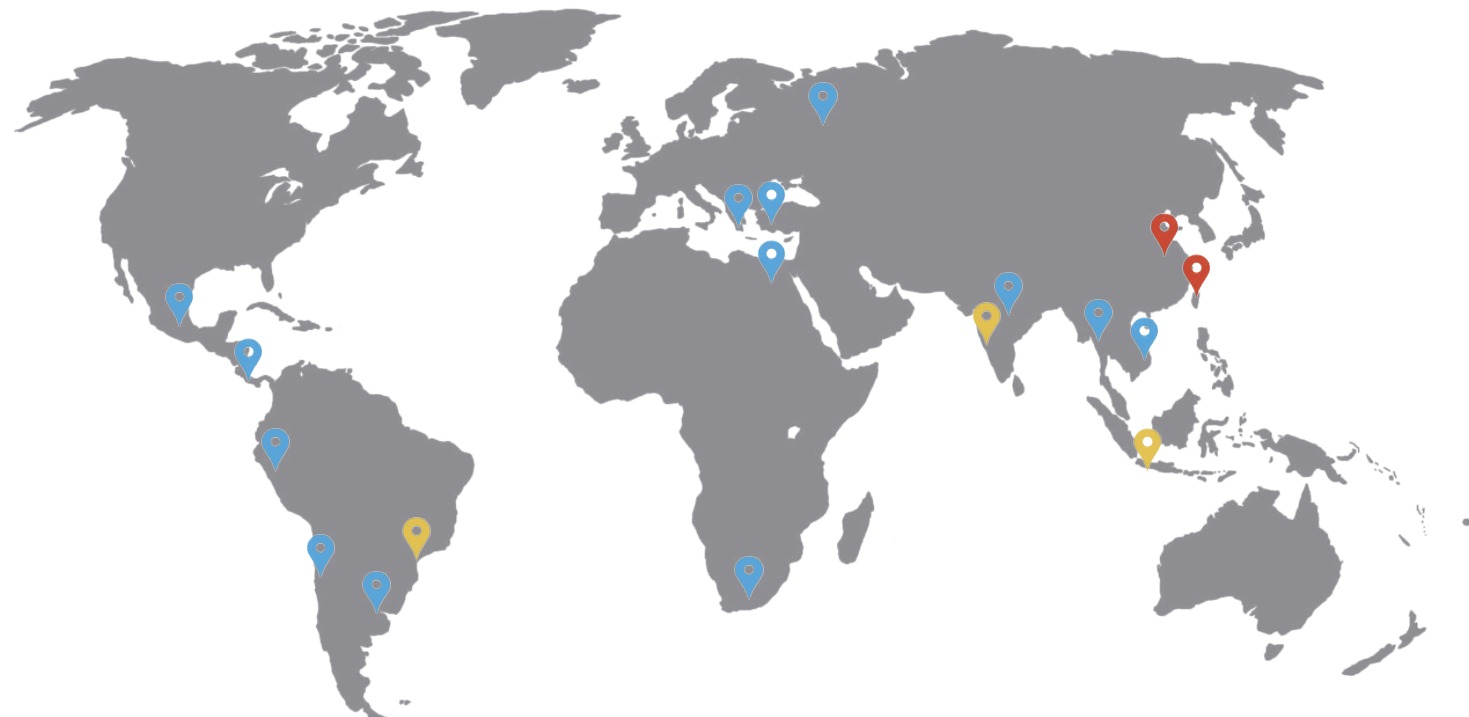


SEW | EXS | PVCW


Specific for precision molding

JONWAI, established in 1971

sells machines to 35 countries with worldwide service support



📍 Headquarter / Factory 📍 Branch office 📍 Agent / Service Center



JONWAI
Jonwai Machinery Works

jonwai.com | infor.tw@jonwai.com.tw



JONWAI
Jonwai Machinery Works

Flexible | Precise | Reliable

Extended wide platen design | Smarter production

Increasing 30% mold loading capacities

Bigger mold, more cavity, higher output

Wider platen machines with enlarged mold loading capacity enable customers to load bigger molds with more cavities than other machines at the same tonnage. Production can be more flexible and output is increased.

Unique hydraulic system design | Precision operation control

Break-type mold height adjustment motor

Machines equip with the unique hydraulic system, not only delivering faster response, but also precisely controlling injection and mold opening position. We also use brake-type motor for mold height adjustment to keep clamping force to remain the same tonnage even machines are under high-speed running for a long period of time.

Enhanced mechanical parts | Reliable machine structure

Strong mechanical design makes different

Platen thickness are reinforced. Tie bar diameter is enlarged. Thanks to in-house manufacture, we build our own machine base instead of outsourcing. Strong machine structure guarantee excellent stability and durability under fast operation.

We insist

To manufacture the machine base in house instead of outsourcing.

We believe

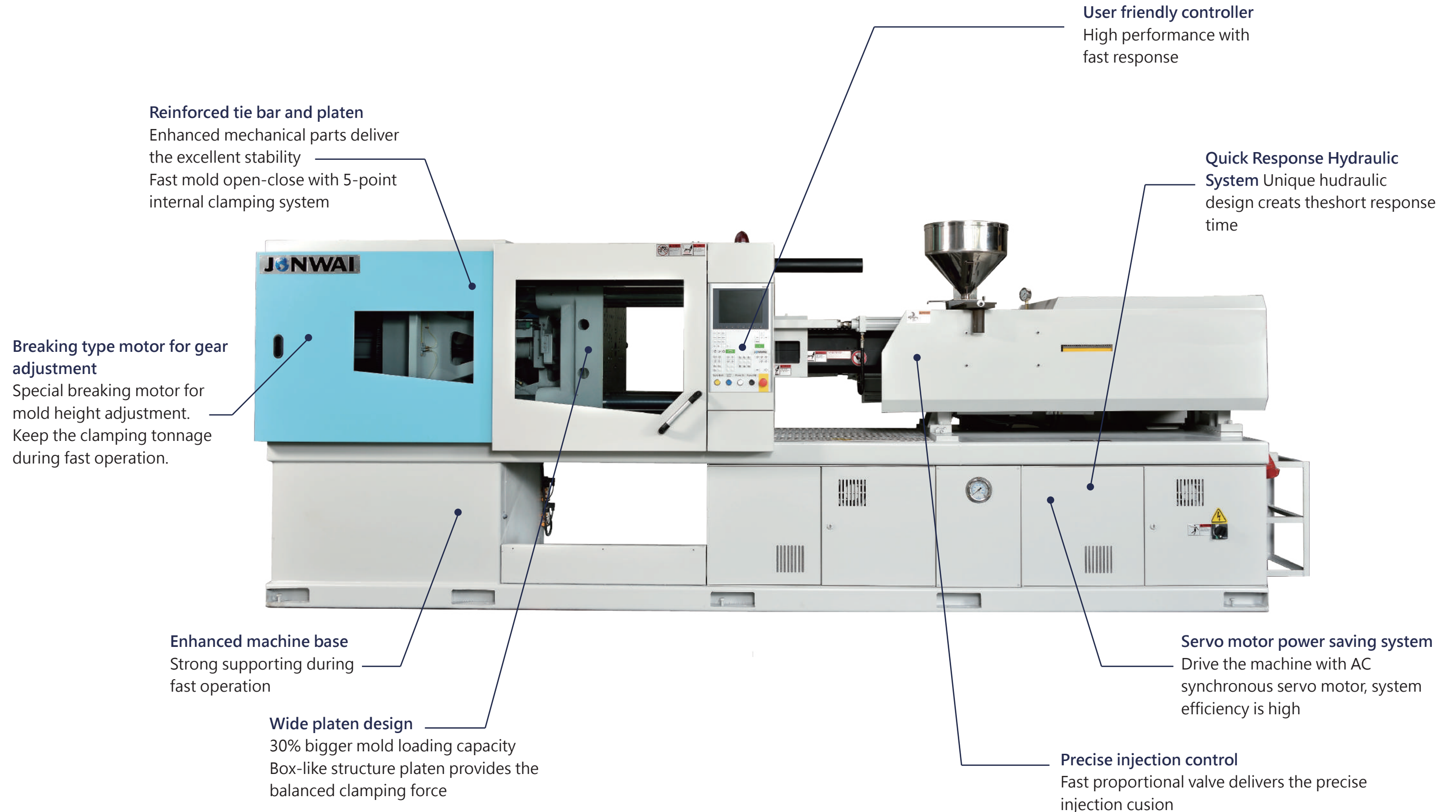
Machine stability and lifetime comes from strong mechanical supporting.

We proof

Our mechanical design is strong enough to deliver excellent stability and durability under fast operation.

Deliver Precision

The overview of SEW / EXS / PVCW series machine



Saving is Earning | AC Synchronous Servo System

Jonwai synchronize the whole power saving system

We work with the suppliers of controller, servo motor and inverter to maximize our Power saving system. To improve power efficiency is our never-stopping mission.

Electricity Saving

Compared to machines with conventional motor, our servo motor power saving system saves electricity from 30% up to 85%.

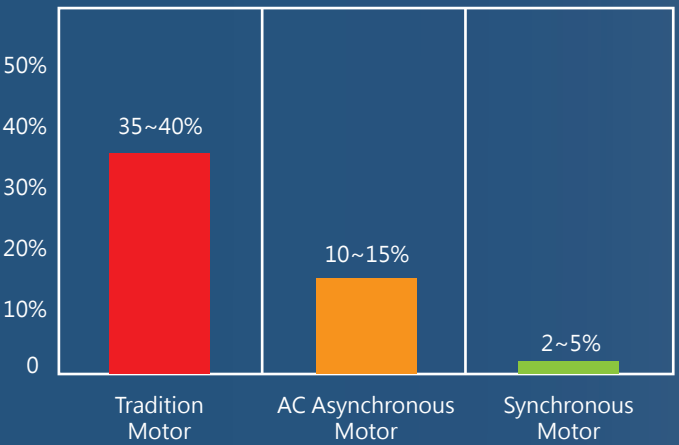
Quick Response

Synchronized system reduces the response time to 50ms.

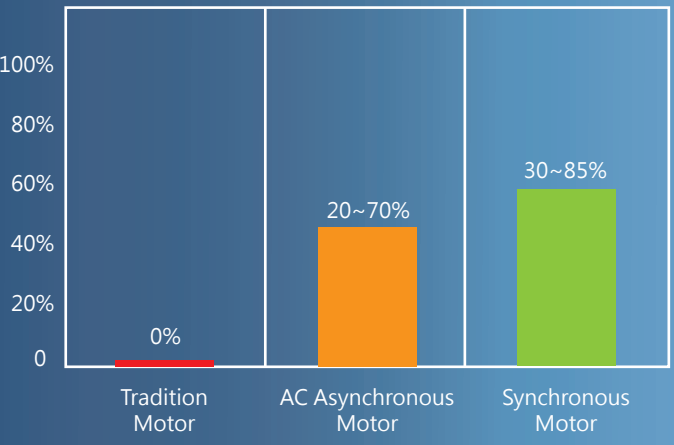
Close-Loop Precision Control

Our closed-loop design plays a key factor of machine precision.

Motor current consumption under cooling



Power saving



Design for Precision

Fast response, user friendly controller

Our powerful controller can run multiple tasks under high operation speed. With friendly interface, user can set the parameters and monitoring production easily.

Sensitive hydraulic circuit

We install Vickers, Tokimec, Yuken valves on machines. The unique hydraulic design reduces 20% dry cycle time.

Precision injection cushion

With sensitive hydraulic design and fast response servo motor, we can control the injection cushion precisely and maintain exact product shot weight.

Advanced electrical protection

Unstable voltage might damage Controller and electronic parts. We install upgraded inverter to drive the system and equip CT, MCB and fuse to avoid any damage from unstable current.



SEW Series

Powerful Machine for Customized Requirement

Flexible for mold loading

30% increasing of mold loading capacity. More flexible for the production.

Fulfill customized requirement

Standard function can not meet your requirement?

SEW series can!

Jonwai provides customized functions per requests.

Customized features

- * Injection sequential control (mold with valve gates)
- * Fly core/eject
- * Fly charging
- * Electric charging system
- * Bi-metallic screw and barrel for engineering material
- * Unscrew device

EXS Series

Standard Features for Precision Molding

For more cavity mold


Wide platen design increased 30% mold loading capacity.

For light weight product

Smaller screw and barrel deliver the precise injection control.

For cost-efficient solution

Follow JW standard machine features and cost down by the mass purchasing parts.



Electronic / Electrical parts
Engineering parts



Auto parts



Medical parts



Houseware /
Household /
Kitchenware

PVCW Series

Machine for PVC / PP Fitting Parts

Extended Mechanical Design

Wide platen design makes 30% increasing of mold loading capacity. Extended machine size can fit the mold with long core cylinder.

Unique Screw Adapt to Different PVC Materials

With the unique screw design, customer can use the same screw to produce CPVC and UPVC materials. No need to change different screws.

Stable Barrel Temperature Control

High efficient heaters and cooling fans keep barrel temp stable. Material will not degrade during production.

Upgraded Plasticizing System

To deliver the best plasticizing performance, PVCW equips the upgraded hydraulic motor with high torque.

